

8. In your Bookshelf you can organize and share your research. Share a book or entire folder of books with others, and export the notes you have taken in a book.

9. Download the book or specific chapters to use offline.

Additional Resources:

- Watch how-to videos at <http://www.proquest.com/go/ProQuestEbookCentralVideos>
- View the LibGuide at <http://proquest.libguides.com/ebookcentral>

Athens Registration:

www.evidence.nhs.uk - click *Journals and Databases* and then *Register for OpenAthens*

How to contact the Library Team:

Email: swbh.library@nhs.net

Phone: 0121 507 3587

Pop in: Staff are based at Sandwell Library
Mon-Fri 08.30-16.30

City library is staffed
Thurs 08.30-16.30

Fri 08.30-10.00am only

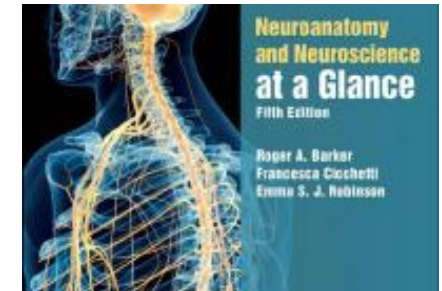

Follow us: @SWBHLibrary

Please Note:

When City Library is unstaffed, support is available from the Library team based at Sandwell by phone or email. Training can take place at either site.

City Library is located in the Postgraduate Centre.

Sandwell Library is located in the Education Centre.



ProQuest Ebook Central Quick Start Guide



What is Ebook Central?

Ebook Central is an online portal that has a wide selection of eBooks with the flexibility to read by chapter or the whole book.

What can I read on Ebook Central

There are approx. 1,300 eBooks that, depending on the cost, are available to loan. If the loan charge is above our set limit you will be able to request access by completing a short request form. During normal library opening hours your request will come straight through to us, out-of-hours you will need to wait until the next 'working' day for your request to be acted upon. The system is set that you will be asked to read/browse the item online for 5 minutes before you can 'loan' any item, this is to ensure no costs are incurred unnecessarily, that you are sure you require the item before downloading.

How can I access the books?

You can access Ebook Central with your **SWBH OpenAthens** username and password at <http://bit.ly/swbhebooks>

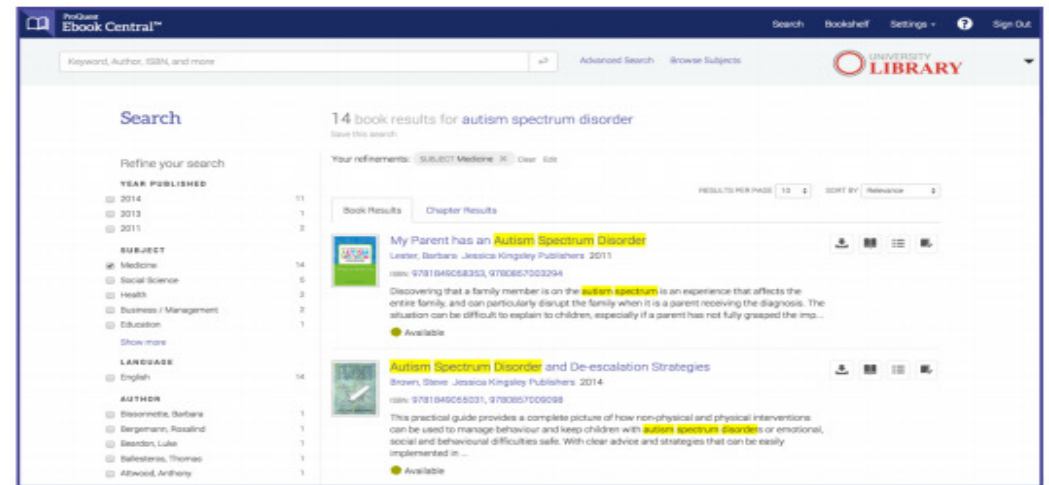
You can also download eBooks for offline reading on your desktop, tablet or mobile phone. For desktop reading you can download as a PDF or, if available using Adobe Digital Editions. For mobile devices you will need to download the Bluefire Reader app (available on the iOS or Android).

If you are not registered with Athens, you can do so here <https://openathens.nice.org.uk/>

If you have any questions please contact Library staff using the details overleaf.

How can I use Ebook Central?

1. Search for books by entering a keyword, ISBN, or other terms into the search box. Put quotes around exact keyword phrases such as "autism spectrum disorder". Or try Advanced Search or Browse Subjects.
2. Narrow search results by publication year, subject, and other filters.
3. Learn more about a book by selecting a title or selecting to view the table of contents, book availability for online reading and download, copy and print allowances, and bibliographic data.



4. Open the book to read, search for keywords within the book or jump to relevant chapters. Read by scrolling or flipping through pages.
5. Create a citation in your choice of format by selecting . Citations are also included when you copy and paste text, and print pages and chapters to PDF.
6. Get a link to the page or chapter by going to the specific page (or first page of the chapter) and selecting . Sharing this link with others brings them directly to the desired page.
7. Annotate the book by highlighting in 3 colors, bookmarking pages, and creating notes by selecting text and attaching a note. Review your Annotations.

